

All Partner's Meeting

June 11, 2019

Crowne Plaza, Syracuse



CNY BHCC

All in for better health

Morning Agenda

- Welcome and Introductions
- Quarterly Updates on Work Plan Progress
- Committee Progress
- IPA Panel Presentation
- PSYCKES Data Set Preview
- Social Media and Website



Work Plan Progress & Funds to Date



CNY BHCC
All in for better health

Work Plan Updates

Key Areas of Progress Over the Last Quarter

- Final Drafts of all legal documentation ready for partner input
- Development of participation standards and quality standards for membership with the IPA and/or network
- Working to collect information that links participants to MCO and attribution methodology in order to assist in decision making moving forward
- Website in QA form and will launch next week with secure member portal



Work Plan Updates

Key Areas of Progress Over the Last Quarter

- Continued communication with state groups and MCO
- Development of strategic planning areas for each committee that are prioritized based on resources we currently have that will shift to resources we need to move forward
- Outreach regarding IT needs- data collection, PHM, data analytics system, overall analyzation and assistance in understanding the meaning of our data



Prioritized Next Steps


- Work with partners to complete documentation to join the IPA or Network
- Finalize the IPA application to the state and determine a funds structure
- Develop a process to review participants in meeting standards of IPA
- Determine next steps in data process
- Work to determine how we best move forward as a network~ Who should we collaborate with?
- Have an in depth understanding of our network- who we are, who we serve, what we do, our biggest strengths. Determine how we demonstrate our value as a network!
- Training for staff and boards



CNY BHCC Budget~ Total Award \$2.4 Million

Budget year is April 1- March 31

Service Area	2017-2018 Spent	2018-2019 Spent	2019-2020 Budgeted	2019-2020 Spent	2020-2021 (NCE)	Project Totals Spent	Total Funds Remaining
Staffing and Services	\$0	\$34,895	\$410,760.00	\$21,902.18	\$433,440.00	\$56,797.18	\$822,298.00
Consultant Work	12,000.00	\$140,023.16	\$225,800.00	\$15,211.64	\$50,000	\$167,234.80	\$260,588.36
Travel, Training and Conferences	\$0	\$5,674	\$80,000.00	\$0	\$30,000.00	\$5,674.00	\$110,000.00
Systems, Supplies and Equipment	\$0	\$4,604.73	\$702,000.00	\$39,888.00	\$248,000.00	\$44,492.73	\$910,112.00
Other (Meetings, Events, Etc.)	\$0	\$3,149.15	\$10,500.00	\$500.00	\$8,500.00	\$3,680.03	\$18,500.00
Totals:	\$12,000.00	\$188,346	\$1,429,060.00	\$77,501.82	\$769,940.00	\$277,878.74	\$2,121,498.36



Data & Quality Sub-Committee

Focus

PSYCKES BHCC Access View

Quality Standards

Next Steps

Development of processes for quality improvement

Working to assess data provided by PSYCKES to create a baseline so that data standards can be outlined

Process for reviewing specific cases within our network

Working to collect data on SDH



Clinical Integration

Focus

Data Sharing Agreements

Consent Policy

Next Steps

Finalize consent policy

Gather information on EBPs in the network, where do we need training

Identify best practices in care mgt and service coordination while keeping in mind those not eligible for HH

Clinical needs within a data system

Possible staffing/consultant options

Addressing SDH- Interventions based on data



IPA Panel Presentation



CNY BHCC

All in for better health

Presenters

Overview of the IPA~ Jeremy Klemanski

Legal Documentation~ Tania Anderson, Inclusive Alliance IPA
Ray McCabe, Barclay Damon

The Next Evolution in Behavioral Health~ Josh Rubin, HMA

Questions & Answers~ Group



PSYCKES Data Preview



CNY BHCC
All in for better health

Our Initial Measures

Adherence to Antipsychotic for Individuals with Schizophrenia

No Diabetes Screening - Schizophrenia or Bipolar Using Antipsychotic 10.

Engagement of Alcohol and Other Drug Dependence Treatment (initiation and 2 visits within 44 days)

No Follow Up after MH Inpatient (7 Days)

No Follow Up after MH Inpatient (30 Days)

Adherence to Mood Stabilizers for Individuals with Bipolar 1 Disorder

Diabetes Monitoring-No HbA1c >1 Yr






- My QI Report
- Statewide Reports
- Recipient Search
- Provider Search
- Usage Reports ▾
- Utilization Reports

CENTRAL NEW YORK BHCC

Quality Indicator Overview As Of 04/01/2019



PROGRAM TYPE: ALL MANAGED CARE: ALL MC PRODUCT LINE: ALL DS RIP PPS: ALL AGE: ALL REGION: ALL COUNTY: ALL

Filters Reset

Indicator Set: Treatment Engagement

- Indicator Set
- Indicator

Name	Population	Eligible Population	# with QI Flag	%	Statewide %	
Discontinuation - Antidepressant <12 weeks (MDE)	(0-64) yrs	1,617	780	48.24	43.84	
Adherence - Antipsychotic (Schiz)	(0-64) yrs	1,436	611	42.55	35.59	
Adherence - Mood Stabilizer (Bipolar)	(0-64) yrs	2,623	1,214	46.28	41.75	
Treatment Engagement - Summary	(0-64) yrs	5,310	2,463	46.38	40.29	



CENTRAL NEW YORK BHCC

Quality Indicator Overview As Of 04/01/2019



PROGRAM TYPE: ALL MANAGED CARE: ALL MC PRODUCT LINE: ALL DSRIP PPS: ALL AGE: ALL REGION: ALL COUNTY: ALL

Filters

Reset

Indicator Set: General Medical Health

Indicator Set

Indicator

Name	Population	Eligible Population	# with QI Flag	%	Statewide %	
No Metabolic Monitoring (Gluc/HbA1c and LDL-C) on Antipsychotic	(0-64) yrs	8,685	5,085	58.55	46.05	
Diabetes Monitoring-No HbA1c >1 Yr	All	7,192	1,620	22.53	19.83	
No Outpatient Medical Visit >1 Yr	(0-64) yrs	81,585	10,271	12.59	9.80	
No Diabetes Screening (Gluc/HbA1c) Schiz or Bipolar on Antipsychotic	Adult 18-64	2,808	585	20.83	21.94	
Preventable Hospitalization Summary	Adult	71,261	595	0.83	0.88	
General Medical Health Summary	All	88,188	16,347	18.54	12.37	



CENTRAL NEW YORK BHCC

Quality Indicator Overview As Of 04/01/2019















PROGRAM TYPE: ALL MANAGED CARE: ALL MC PRODUCT LINE: ALL DSRIP PPS: ALL AGE: ALL REGION: ALL COUNTY: ALL

[Filters](#) [Reset](#)

Indicator Set: BH QARR - DOH Performance Tracking Measure - as of 10/01/2018

Indicator Set	Indicator	Name	Population	Eligible Population	# with QI Flag	%	Statewide %	25%	50%	75%	100%
		1. No Child ADHD Medication F/U (Initiation)	Child	625	196	31.36	34.85	31.36	34.85		
		2. No Child ADHD Medication F/U (Continuation)	Child	217	57	26.27	27.67	26.27	27.67		
		3. Antidepressant Medication Discontinued (Acute Phase)	Adult	4,081	2,056	50.38	47.35	50.38	47.35		
		4. Antidepressant Medication Discontinued (Recovery Phase)	Adult	4,081	2,645	64.81	61.48	64.81	61.48		
		5. Low Antipsychotic Medication Adherence (Schizophrenia)	Adult	1,491	719	48.22	37.78	48.22	37.78		
		6. No Follow Up after MH Inpatient (7 Days)	6+	1,916	833	43.48	45.05	43.48	45.05		
		7. No Engagement of Alcohol/Drug Treatment	Adol & Adult (13+)	7,663	5,538	72.27	78.06	72.27	78.06		
		8. No Initiation of Alcohol/ Drug Treatment	Adol & Adult (13+)	7,663	3,859	50.36	52.17	50.36	52.17		
		9. No Diabetes Screening - Schizophrenia or Bipolar Using Antipsychotic	Adult	3,139	618	19.69	19.93	19.69	19.93		



5. Low Antipsychotic Medication Adherence (Schizophrenia)	Adult	1,491	719	48.22	37.78	
6. No Follow Up after MH Inpatient (7 Days)	6+	1,916	833	43.48	45.05	
7. No Engagement of Alcohol/Drug Treatment	Adol & Adult (13+)	7,663	5,538	72.27	78.06	
8. No Initiation of Alcohol/ Drug Treatment	Adol & Adult (13+)	7,663	3,859	50.36	52.17	
9. No Diabetes Screening - Schizophrenia or Bipolar Using Antipsychotic	Adult	3,139	618	19.69	19.93	
10. No Metabolic Monitoring Child & Adol on Antipsychotic	Child & Adol	1,597	1,105	69.19	62.45	
11. No Diabetes Monitoring (DM & Schizophrenia)	Adult	383	129	33.68	29.51	
12. No Follow Up after MH Inpatient (30 Days)	6+	1,916	486	25.37	28.48	
13. No CV Monitoring - CV & Schizophrenia	Adult	54	18	33.33	28.04	
14. No Psychosocial Care - Child & Adol on Antipsychotic	Child & Adol	500	145	29	31.09	
15. Multiple Concurrent Antipsychotics - Child & Adol	Child & Adol	1,351	53	3.92	4.34	
BH QARR - DOH 2018 Quality Incentive Subset (1-10)	All	16,018	10,467	65.35	63.68	
BH QARR - DOH 2018 Total Indicator Summary (1-15)	All	16,146	10,590	65.59	64.27	



Website and Social Media



CNY BHCC
All in for better health

“Find Us, Like Us, Follow Us, Connect with Us, Share Us”



www.cnybhcc.health

June 20, 2019



Questions, Feedback, Ideas

